

# SIL SONIC TUBES



**CONTACT**

**MUMBAI OFFICE**  
 Hind Saurashtra Industrial Co-op.  
 Society Ltd.  
 Unit No. B-17, Marol Naka,  
 Andheri Kurla Road,  
 Andheri (E) Mumbai - 400059  
 Tel.: 022-28500275/276  
[sanfieldmumbai@sanfieldindia.in](mailto:sanfieldmumbai@sanfieldindia.in)

**HEAD OFFICE BHOPAL**  
 13-A & 12-D - Sector-D  
 Industrial Area, Govindpura,  
 Bhopal - 462 023, India.  
 Tel : 0755-4233535(30 Lines)  
 26062661/662  
 Fax : 0755-4270730,  
[sanfield@sanfieldindia.in](mailto:sanfield@sanfieldindia.in)

**DELHI OFFICE**  
 B-7, 2<sup>nd</sup> Floor, South Extension - II,  
 New Delhi - 110 049  
 Tel : 011- 46026903  
[sanfielddelhi@sanfieldindia.in](mailto:sanfielddelhi@sanfieldindia.in)

AHMEDABAD	CHENNAI	HYDERABAD	BANGALORE
<a href="mailto:sanfieldahmedabad@sanfieldindia.in">sanfieldahmedabad@sanfieldindia.in</a> +918980314418	<a href="mailto:sanfieldchennai@sanfieldindia.in">sanfieldchennai@sanfieldindia.in</a> +919840165062	<a href="mailto:sanfieldhyderabad@sanfieldindia.in">sanfieldhyderabad@sanfieldindia.in</a> +919977271110	<a href="mailto:sanfieldbangalore@sanfieldindia.in">sanfieldbangalore@sanfieldindia.in</a> +9180500 10502

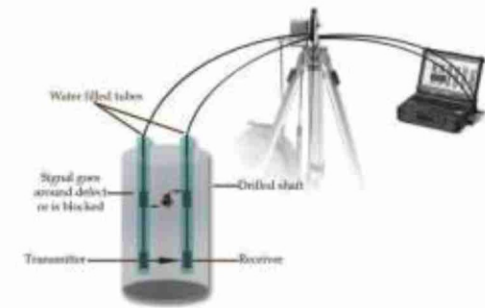


[www.sanfieldindia.in](http://www.sanfieldindia.in)

**A MUST FOR METRO CONSTRUCTION**

The Crosshole sonic logging (**CSL**) was originally developed by the French National Construction Industry Research Centre (**CEBTP**) during the late 1960's. The **CSL** method is a method to verify the structural integrity of drilled shafts and other concrete piles. It is considered to be more accurate than sonic echo testing in the determination of structural soundness of concrete within the drilled shaft inside of the rebar cage.

**CSL** tubes are usually attached to the reinforcement cage along the full length of the shafts. After concrete has been poured, the tubes are filled with water. In **CSL**, a transmitter emits an ultrasonic signal in one tube. Poor concrete between the tubes will delay or disrupt the signal. The engineer lowers the probes to the bottom of the shaft and moves the transmitter and receiver upward, until the entire shaft length is scanned. The engineer repeats the test for each part of tubes. The engineer interprets data in the field and later reprocesses it in the office to check the structural integrity.



**SIL** sonic tubes are Push-fit type **CSL** tubes are made by thin steel tube, with an enlarge end in a bell mouth shape. Specially designed rubber gasket for the bell mouth ensures quick installation and perfect sealing to keep the tube integrity and avoid the entry of other materials.



#### ADVANTAGES

1. Fast and easy installation by labours.
2. Push-fit assembly.
3. No welding required at job site.
4. No equipment required.
5. Easy fixing to rebar cage.
6. Push-fit mark to ensure full engagement.

#### SPECIFICATIONS

PRODUCT NAME	SIL SONIC TUBES				
DIAMETERS	50mm	50mm	53mm	114mm	163mm
WALL THIKLNESS	1mm	1.5mm	1.5mm	1.5mm	1.5mm
LENGTH	5.8 Meters				
WEIGHT	7 kgs	10 kgs	11 kgs	24 kgs	35 kgs
BELL MOUTH PULL OUT STRENGTH	40 kgs	40 kgs	50 kgs	50 kgs	65 kgs
FIXING EAR LOADING CAPACITY	150 k.g				

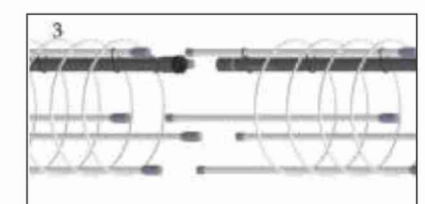
#### SIL SONIC TUBES INSTALLATION:




1. Install a bottom cap onto the first sonic tube.




2. Fix the sonic tube to the rebar cage by tying the steel wire around the fixing ears and tube.



3. Fix the next tube to the rebar cage as the step 2.



4. Connect the two tubes completely



5. Connect all the tubes and lower the cage.